

LEARNING AMERICAN SIGN LANGUAGE

Unit 1: Introductions
and
Personal Information

ABOUT THE LASL BOOK

- You will find that a lot of what you see is *REVIEW* vocabulary. GREAT...we can zip right through, right?
- You will also find some **NEW** vocabulary!

BY THE WAY...

- ⦿ You will note that this book glosses the sign **ME** as **I**.
- ⦿ Remember that different books gloss different ways...you may choose to use whatever glossing techniques you like, but I will expect glossing turned in on assignments and TOP LINE will be done this year! 😊

5 PARAMETERS OF ASL


- Remember what they are?
- There's a saying...
 - **HELP PEOPLE LEARN MY NAME**
 - H- Handshape
 - P- Palm Orientation
 - L- Location
 - M- Movement
 - N- Name

VOCABULARY -- PRONOUNS

► Pronouns



I, me



YOU



HE/SHE/IT, him/her



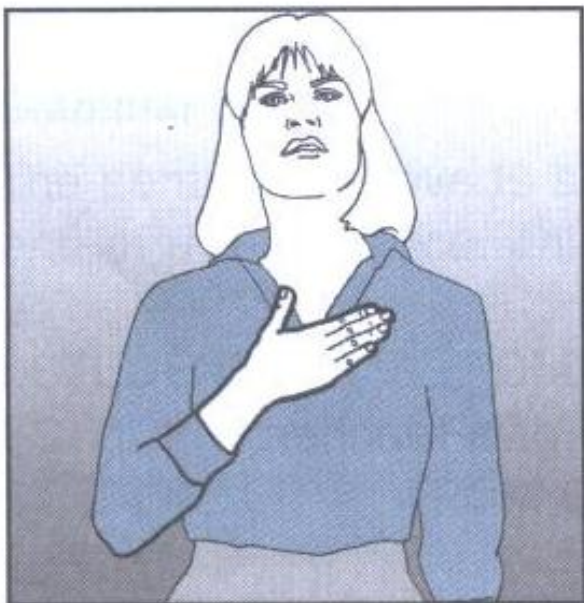
WE, us



THEY, them



YOU-plural



MY, mine



YOUR, yours



HIS/HER/ITS, hers



OUR, ours



THEIR, theirs



YOUR-pl., yours

WH-QUESTION SIGNS

- **NMS:**


- Eyebrows down

- Tilt forward

- Use at the **END** of your sentence!

- Top line glossing for wh-questions is whq

▶ Question Signs



WHO



WHERE

YOU NAME?

YOU NAME WHAT?

NAME WHAT YOU?

- ⦿ You can use any of the above to ask someone their name.

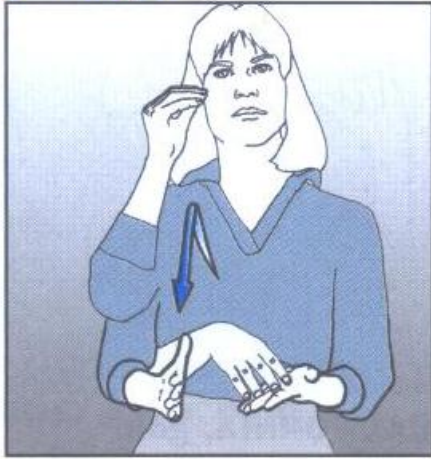
YES OR NO QUESTIONS

⊙ NMS:

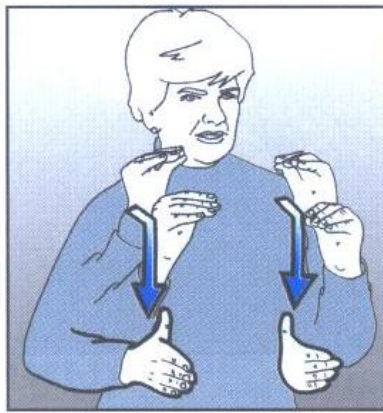
- Eyebrows RAISED!
- Head tilts forward

⊙ Top-line glossing is q

► People



STUDENT



TEACHER, professor



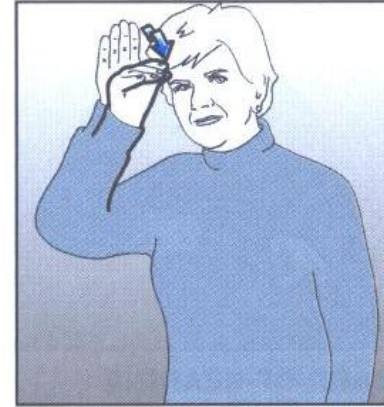
MAN



WOMAN, lady



GIRL



BOY, man



MOTHER



FATHER



SISTER



BROTHER

PEOPLE...

How do people who have lost their hearing (and are involved in the community and culture of people with hearing losses) refer to themselves?

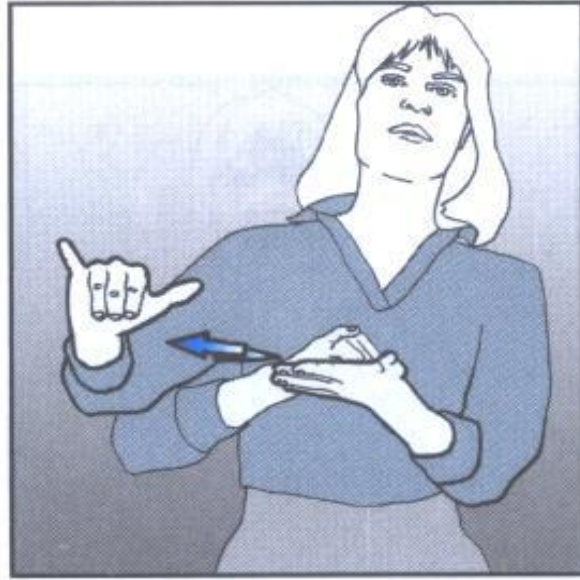
Deaf with a capital “D”

► **Places**



CALIFORNIA, gold

► **Other Vocabulary**



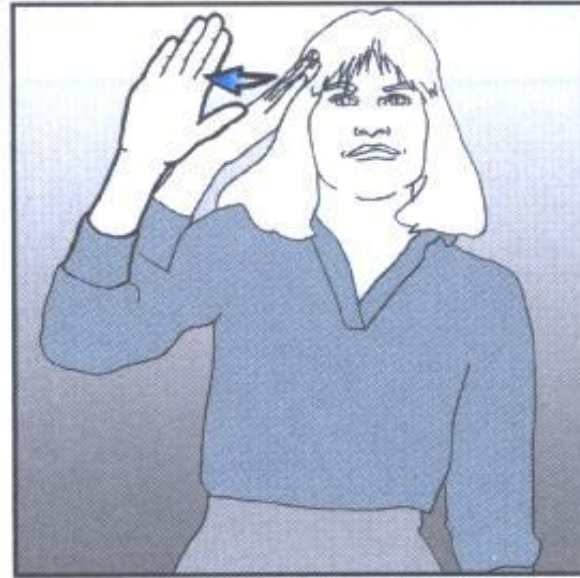
NEW-YORK



YES



NO



DON'T-KNOW



NOT

- What does NMS stand for?
 - Non Manual Signals
- When signing DON' T-KNOW, or DON' T-UNDERSTAND, what NMS is used?
 - Head-shake

WHY DO YOU THINK PEOPLE ASK IF YOU ARE DEAF OR HEARING?

- It's just a question to see how they can relate to you, and to dig deeper into who you are.

- Personal Information



WHAT DOES IT MEAN?

whq

◉ **LIVE WHERE YOU**

- refers to where you live currently.

whq

◉ **FROM WHERE YOU**

- refers to where you are from originally (where you were born) and often may refer to what school for the Deaf was attended.

MORE PERSONAL INFORMATION

- ◉ Using complete sentences, ask your partner:
 - ◉ Where they are from
 - ◉ Where they grew up
 - ◉ Where they love now
- ◉ MAKE IT A CONVERSATION! Think of it as an “Interpersonal”

More Personal
Information





DEAF



HARD-OF-HEARING



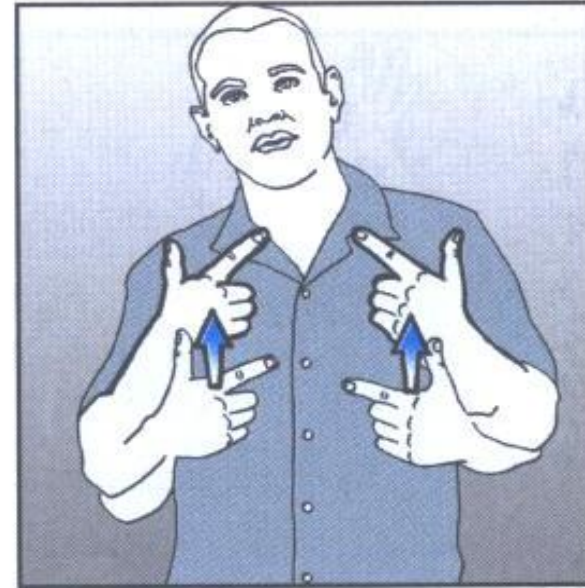
**HEARING (person),
say, speaking**



HELLO, hi



NAME



LIVE-1, life



LIVE-2



FROM



NICE, clean, pure



MEET-YOU



INTRODUCTIONS

- What are good things to remember when having a conversation?

PRACTICE...

- ⦿ Introduce yourself to the person next to you.
- ⦿ Ask for the other person's name.
- ⦿ Express how happy you are to have met this person.



NEW SIGNS

- ◉ All of these signs were covered in ASL 1, so they should be somewhat familiar to you.
- ◉ Anything new?
- ◉ Need to review anything?



Unit 2

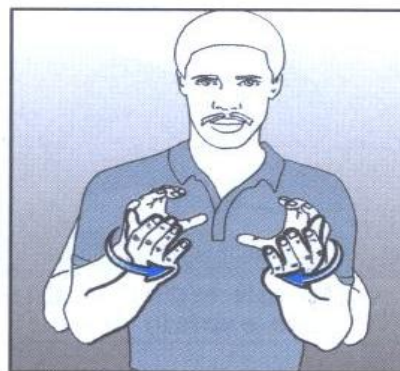
Learning ASL



TEACH, educate



LEARN, acquire



CLASS, group, category, team



COURSE, lesson



COLLEGE, university



SCHOOL, academic



RESIDENTIAL-SCHOOL, school for the Deaf, institution, institute



MAINSTREAM



SIGN, sign language, signing

How many of these signs do you remember from ASL 1?

Notice that these signs have multiple words they can be used for.



FINGERSPELL, spell



PENCIL, pen



PAPER, page

▶ Question Signs



BOOK



WHICH



WHY



Video!

Going to Class



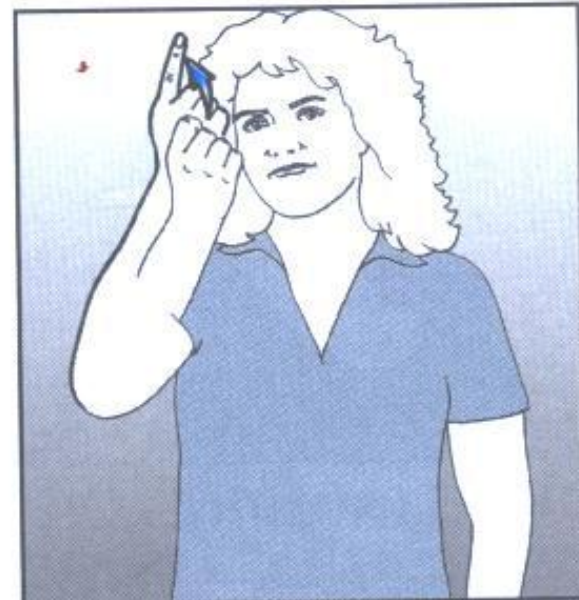
► **Other Vocabulary**



TAKE-UP, adopt



ONE, one of a series



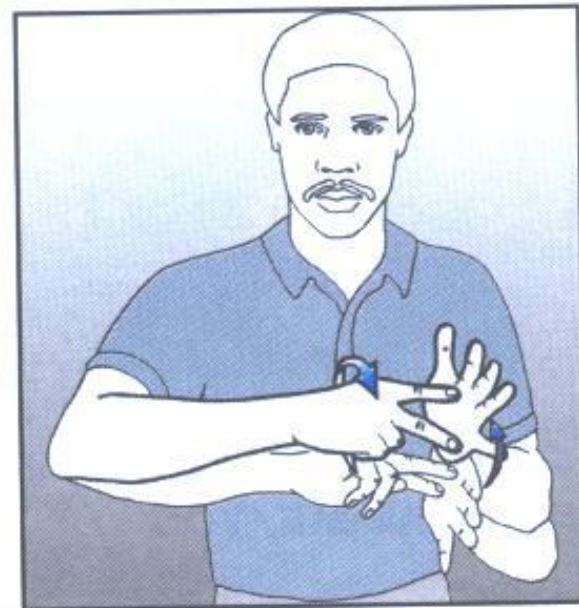
UNDERSTAND



CALLED, named



OH-I-SEE



MEAN, meaning



Video!


Objects in the Classroom



+ *OH-I-SEE*

What does THAT mean?

- *OH-I-SEE* shows that you understand or are following what was said.
- *OH-I-SEE* does NOT answer a yes or no question...
 - it is not the sign for “yeah” or “yes”





EXPLAIN, describe



AGAIN, repeat



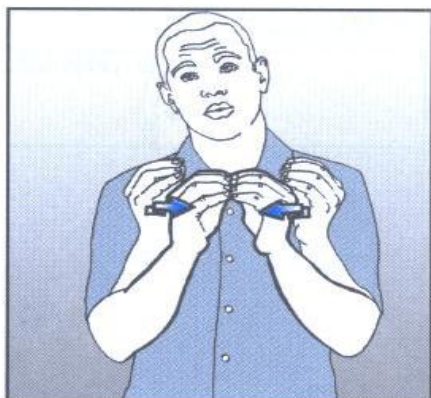
PLEASE



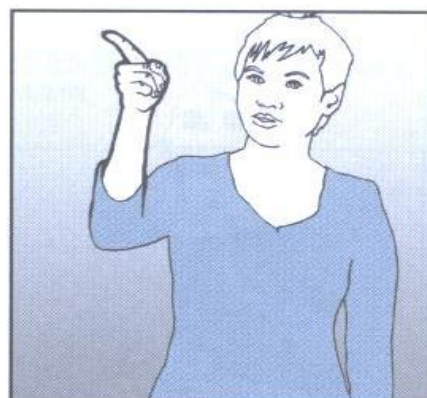
SAME-AS-ME/YOU



HAVE, own



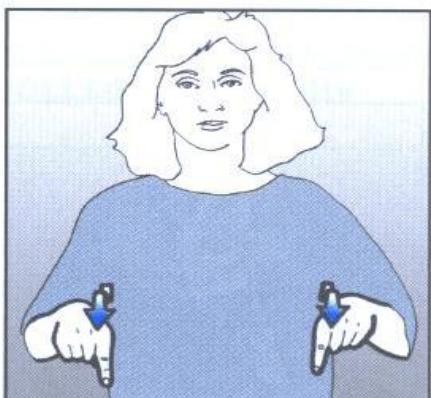
MORE



THERE (approximate)



THERE (specific)



HERE-1



HERE-2

+ Yes or No Questions

While some people will sign *YES* or *NO* to answer a yes or no question, **it is preferred to answer with a complete thought by *repeating the verb.***

q

- Ex. YOU LIVE HOUSE YOU
- *YES, ME LIVE HOUSE ME*

Partner Conversation



- **Partner A: My name is _____.**
- Partner B: (tell them you don't understand and ask to repeat)
- **A: My name is _____. Do you understand?**
- B: (tell them you understand and give your name)
- **A: Is this ASL class?**
- B: (tell them yes, this is ASL class, and ask if they are a student too.)
- **A: Yes. Who's the teacher?**
- B: (ask them what TEACHER means)
- **A: It means fs-TEACHER, who's the teacher?**
- B: (tell them you understand)



+

Which sign is it?



What sign can be used to show
an approximate or specific
LOCATION?

THERE

When a place is not in sight, the sign **THERE**
is made in the approximate direction of the
place

Going to Class





UNIT 3

POLITENESS

What do we know about Deaf culture?

What are some differences between hearing and Deaf cultures, as far as daily conversations go?

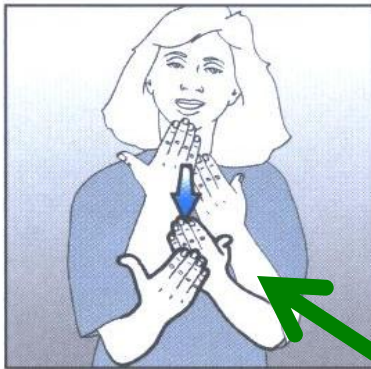
Maybe this will give us a review...

<http://youtu.be/5T5Giorr4YI>

► Politeness



THANK-YOU

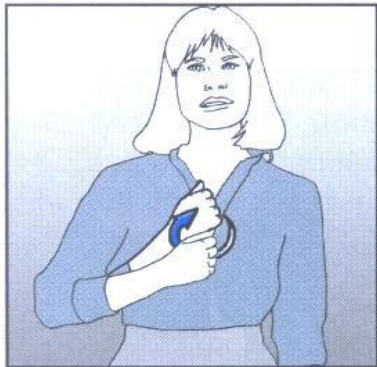


THANKS-A-LOT



EXCUSE-ME, pardon-me

► Items and Places at School



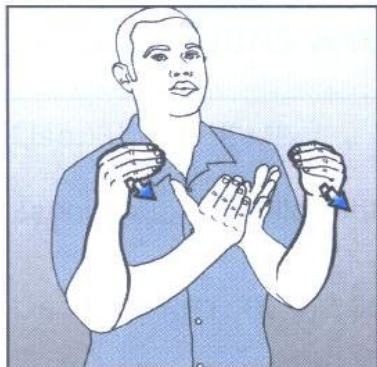
SORRY, apologize



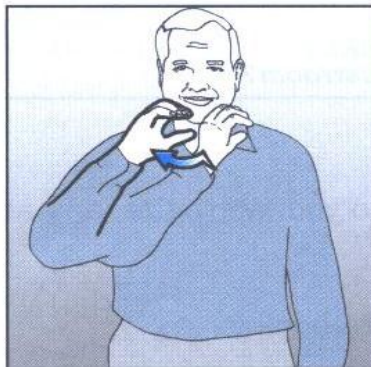
SURE, really, true



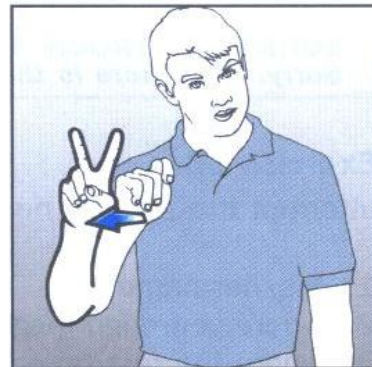
LIBRARY



BOOKSTORE



CAFETERIA



TELEVISION

Here are some signs that can be used just to show common courtesy.

Note how 2 hands are used if you REALLY want to say thank you.

Pay attention to facial expressions!!!

POLITENESS

According to the LASL book, when you can't avoid walking in front of two or more people signing, you should always sign

EXCUSE-ME

Asking Politely



*Note that this is NOT what the Master ASL book says – it says to just walk through quickly...who is right? The world may never know!



RESTROOM-1, toilet



RESTROOM-2



DESK, table

▶ **Verbs that Indicate Subject-Object**



CHAIR, seat



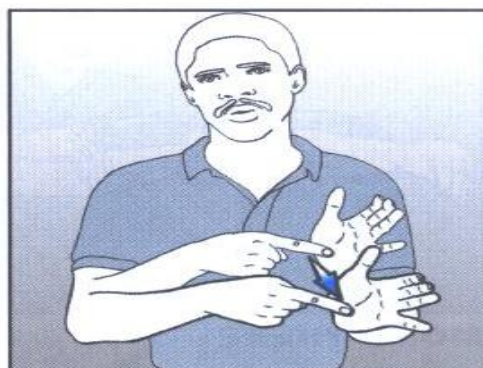
ASK, inquire



HELP



TELL



**SHOW, demonstrate,
example**



LOOK-AT, watch



PAY



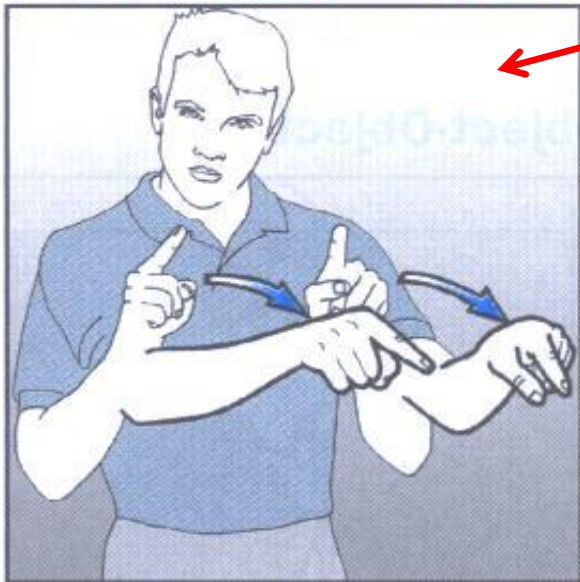
GIVE



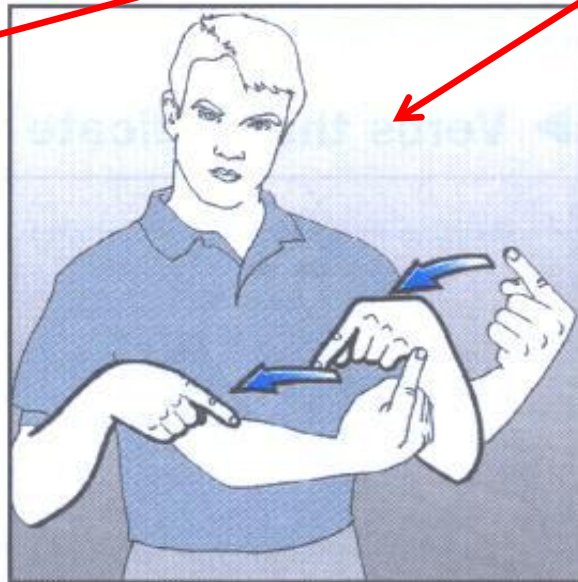
SEND

► **Verbs that Indicate Location**

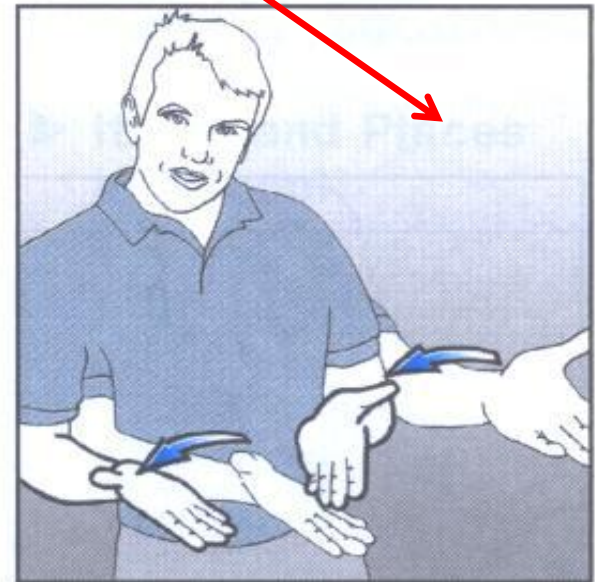
Are these directional verbs?



GO-THERE

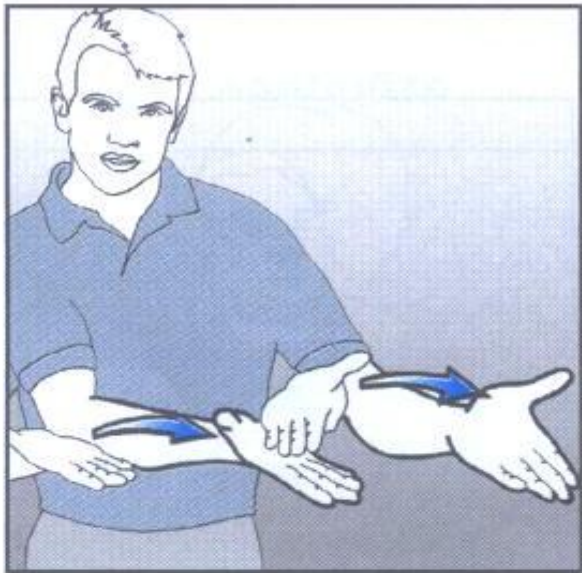


COME-HERE

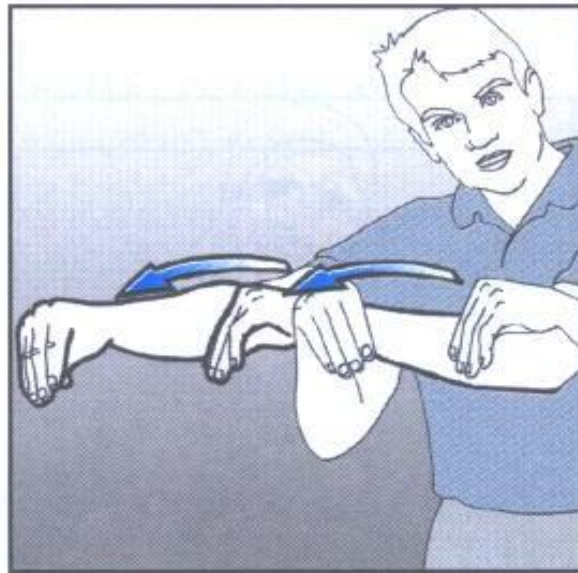


BRING-HERE

► Other Vocabulary



CARRY-THERE



MOVE-THERE




COME-ON



ACCOMPANY, with, together



FINE, great!



CAN

DIRECTIONAL VERBS

- **Change the direction of movement to show a change from one location to another.**
 - Ex. BRING-TO
- Some change it to show the relationship between subject and object. Ex. ASK-HIM

PRACTICE

- Get a partner.
- Make a sentence using one of the following directional verbs.
- Sign it to your partner.
- Make sure both of you sign a different sentence using a different verb!

Directional Verbs

HELP

SHOW

ASK

GIVE

LOOK-AT

MOVE

SEND

CARRY

TELL

BRING

PAY

GO

Example: BOOK SEND-TO FRIEND.

Video

Interruptions & Apologies





WAIT-ONE-MINUTE



HURRY, rush



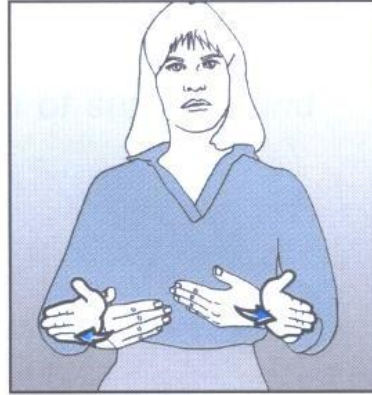
WHAT-1



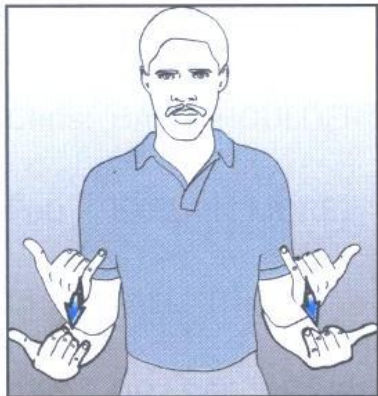
WHAT-2



NEED, should



BOX



NOW, today, presently

I see some signs that weren't covered in ASL -1 ...do YOU?

Practice Sentences

Get a partner and practice these sentences!


1. Please give me some money, so I can pay for the book.
2. Can you help me carry the boxes to the office?
3. I can't go to the cafeteria now, I am in a hurry.
4. Excuse me, but I don't remember your name.
5. That man and woman are my brother and sister.

Remember: TIME + TOPIC + COMMENT

Unit 4

Descriptions

Is describing someone rude in Deaf Culture?



When does it become rude?

There is an order to describing someone...

Can you remember the order?

- + Gender
- + Ethnicity
- + Height
- + Body Type
- + Everything else:
 - + Clothes
 - + Personality
 - + Etc.

Physical Appearances





I NEED A VOLUNTEER...

How would you describe this person?

What the Hell is a Hufflepuff	FFCF48	255,207,72
Gallifreyan Gold	FCD975	252,217,117
Sunlight going through a glass of whiskey	FDDDB6D	253,219,109
Just to Say Goodbye	FCE883	252,232,131
Legolas' Flowing Locks	F0E891	240,232,145
An Ood Color	ECEABE	236,234,190
Apple Grass	BAB86C	186,184,108
Laser Screwdriver	FDFC74	253,252,116
Lightning Scar	FDFC74	253,252,116
One Shade To Rule Them All	FFFF99	255,255,153
I Hate Pears	C5E384	197,227,132
Melody		
Winche		7
Feels		0
WHAT		
Grape		2
John		0
Not a		9
Hedge		1
Fanfiction Green	1CAC78	28,172,120
Hulk Smash	30BA8F	48,186,143
Sonic Me	45CEA2	69,206,162
Time Vortex	3BB08F	59,176,143
Benedict's Eyes	1CD3A2	28,211,162
Slytherin	17806D	23,128,109
Padaleckeyes	158078	21,128,120
Also Benedict's Eyes	1FCECB	31,206,203
Pinstripes	78DBE2	120,219,226
Flood of Tears	77DDE7	119,221,231
Mishapocalypse	80DAEB	128,218,235
A Good Coat and a Short Friend	414A4C	65,74,76
I Was Only Saying Hello	199EBD	25,158,189
Tom Hiddleston's Eyes	1CA9C9	28,169,201
Jotun Loki	1DACD6	29,172,214

Do you remember the
COLORS?


► Colors



RED



YELLOW



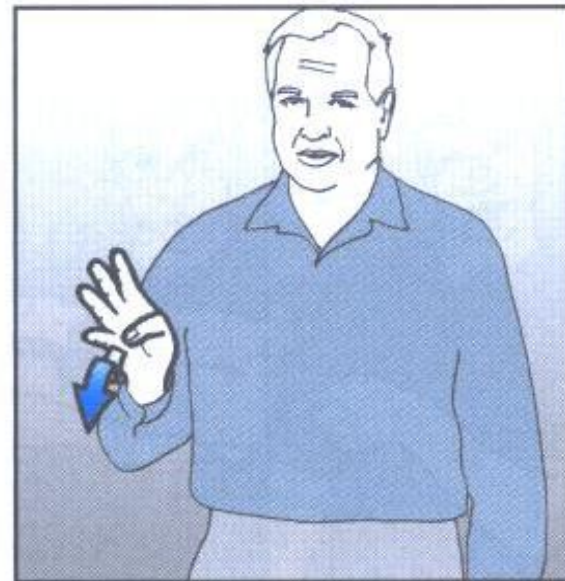
BLUE



GREEN



BROWN-1, chocolate



BROWN-2



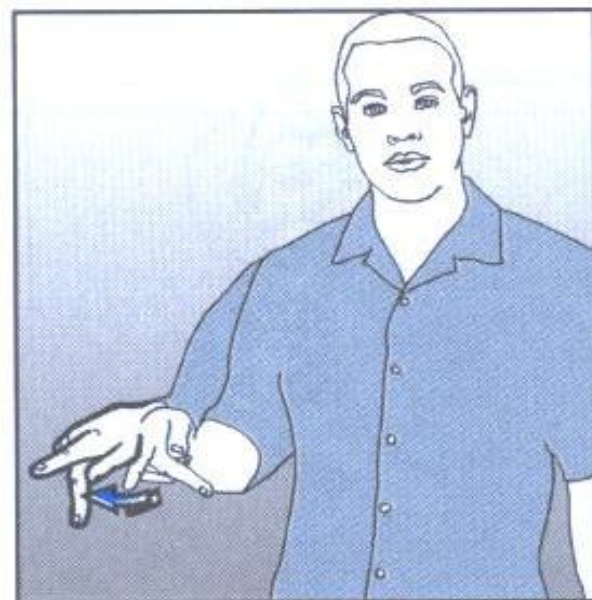
BLACK, black person



WHITE



PINK



PURPLE



GRAY



ORANGE

Other colors



- + Tan
- + Gold
- + Silver

Note- If a PERSON is white:


sign WHITE-FACE

COLOR WORDS

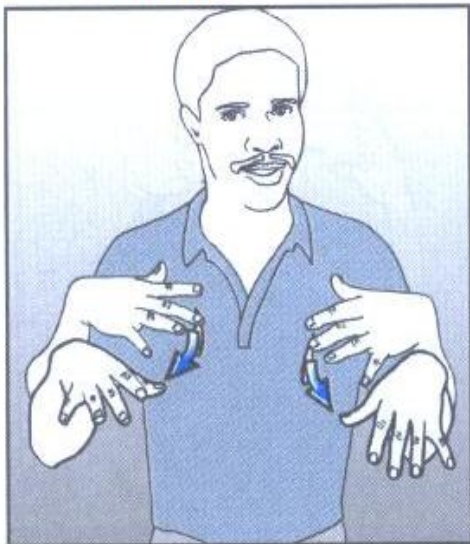
- Color words can be signed before or after the noun...
 - SHIRT BLUE or BLUE SHIRT
 - Both are acceptable!




OR




► Clothing



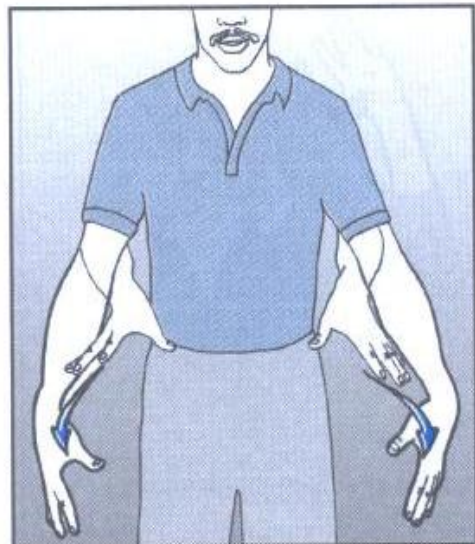
DRESS, clothes




HAT, cap



SHIRT, blouse



SKIRT



COAT, jacket

USE vs. WEAR

- + What is the sign difference?
- + When do you use each word?

USE



WEAR



PRACTICE!

- + Turn to a neighbor to your RIGHT you.
- + Using clothing and color signs and describe what they are wearing.
 - + EX. ME LIKE YOUR SHOES BROWN or
ME LIKE YOUR BROWN SHOES
- + No Voices!



Clothing

Can you describe the different clothing?

+ I will call on someone to demonstrate for the class.



What details can you add?

Practice with a partner

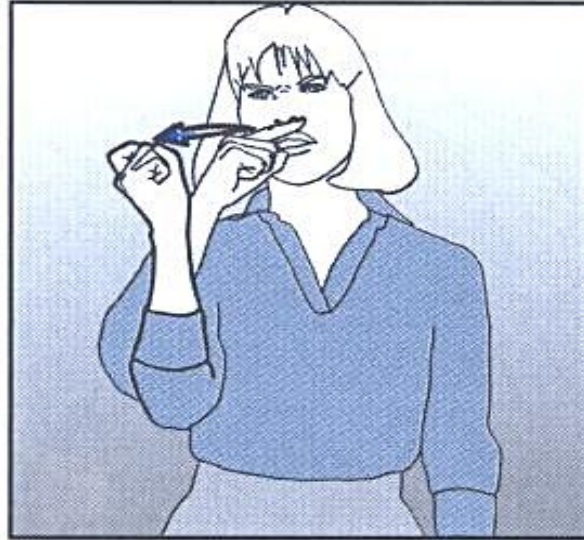
How do you sign...

1. She has on brown shoes and green socks.
2. I am wearing purple glasses.
3. His shirt is white and his pants are black.
4. They all have to wear red shirts and green skirts for the Christmas parade.
5. Thomas and Christy are wearing matching clothes. They have on blue pants, yellow shirts, brown shoes and a white tie with blue stripes.

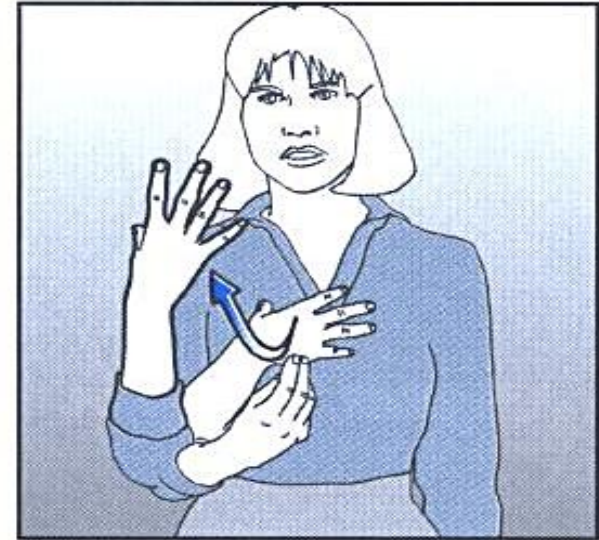
► **Physical Features
and Attributes**



HAIR



UGLY



WHITE-PERSON



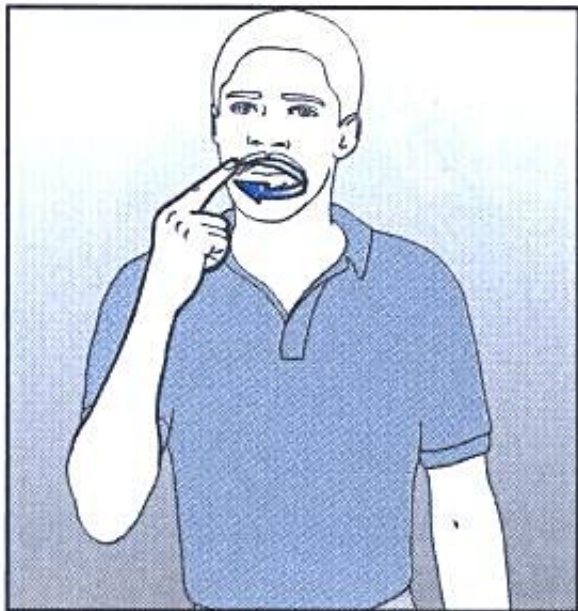
EYES



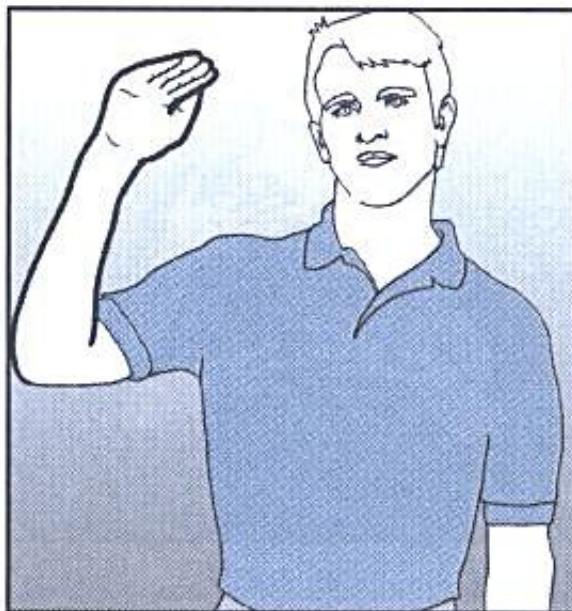
EARS



NOSE



MOUTH



TALL



THIN



BEARD



SMALL, short



PRETTY, beautiful

TOPIC + COMMENT

+ Remember this structure of ASL sentences from ASL 1?

+ It hasn't gone away!

+ You sign the subject or object of the sentence first then comment on it.

_____ t

+ Ex. MY BROTHER R-U-S-S-E-L-L, HE WORK+

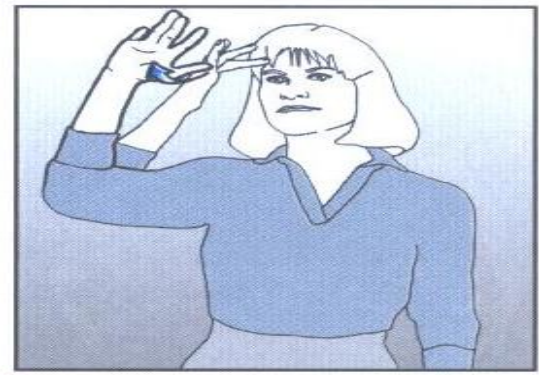
+ See the "t" above MY BROTHER RUSSELL? That means it is the "topic" of my sentence!

+ Did you also notice how they show fingerspelling in this book? And...no IX before "HE" ...

+ When you are glossing, I will accept either way of writing a word that should be fingerspell, blended etc...if there are multiple ways to do it!

What do you remember about describing personality?

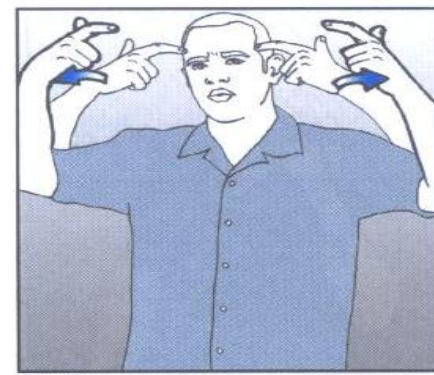
Can you remember any signs?



SMART, intelligent



FRIENDLY, pleasant, cheerful



ARROGANT, egotistical



STUCK-UP, snob, snobbish

Personality & Character



GOOD



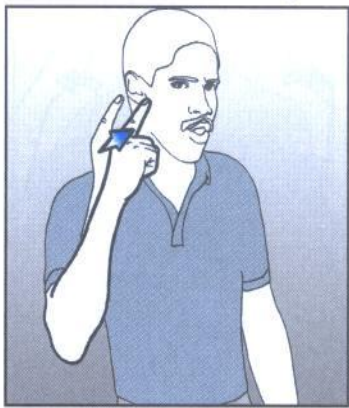
BAD, evil



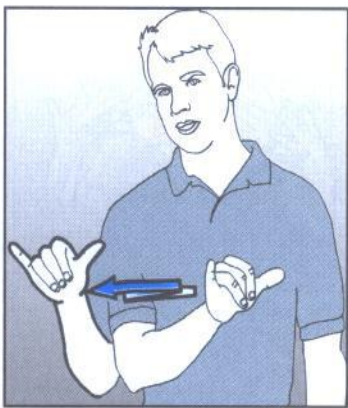
SWEET-NATURED



SMELL, scent, odor



SOUND, hear



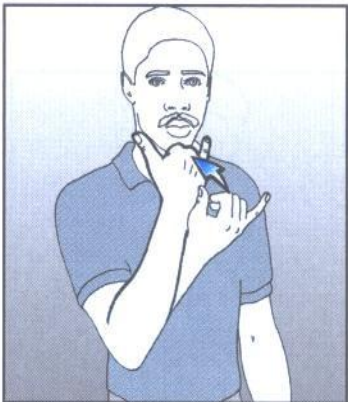
SAME, like, alike



SEE, sight



RIGHT




WRONG, mistake

▶ **Other Vocabulary**




NOT-YET, late



THAT-ONE



APPEARANCE, looks, face



FEEL, emotion



TASTE, prefer

Can you sign...

1. Her mother is sweet and friendly.
2. My hair is brown, but I prefer it red.
3. Ooo, that man is UGLY!! He has a big red nose and his ears are huge!
4. She is such a snob!
5. I haven't seen that yet.
6. My brother and sister look the same.
7. Did you hear that?
8. My dad's beard is gray.
9. The arrogant man is wearing a blue jacket.
10. I feel smart today, but I made a lot of mistakes!

GLOSSING RULE...

- + In Master ASL, a sign like LOOK LIKE is a compound sign, and we would gloss that as LOOK+LIKE.
- + In LASL a carrot ^ is used between the words to show they are blended together.
- + Examples:
 - + LOOK^LIKE
 - + KNOW^THAT

PRACTICE!

- + Take out a scrap piece of paper.
- + Write the name of someone famous on the paper – don't let anyone else see it? (real or fictional character)
- + Fold the scrap of paper in half and turn in to me.
- + A few people will come and choose a piece of paper...then describe that person to the class.
- + Let's see if we can guess who it is!!

New signs you don't recognize?

+ FRIENDLY

+ STUCK-UP

+ THAT-ONE

Match a topic & a comment to make a comment about each of the following people...

Prompt: MAN BLUE COAT, HE NICE.

+ Topic:

- 1. A man in striped pants**
- 2. A book**
- 3. A woman with long, blonde hair**
- 4. A man with a beard**
- 5. A heavysset man**
- 6. A boy with curly hair**

+ Comment:

- Friendly**
- Arrogant**
- Smart**
- Tell him/her to come here**
- Good teacher**
- pay him/her**

REQUESTS

UNIT 5

Making Requests

A polite way to ask someone to do something for you is to sign

DON'T-MIND or FOR+ME

- POLITE COMMANDS
- REQUESTS TO DO SOMETHING



► **Verb Pairs**



OPEN-DOOR



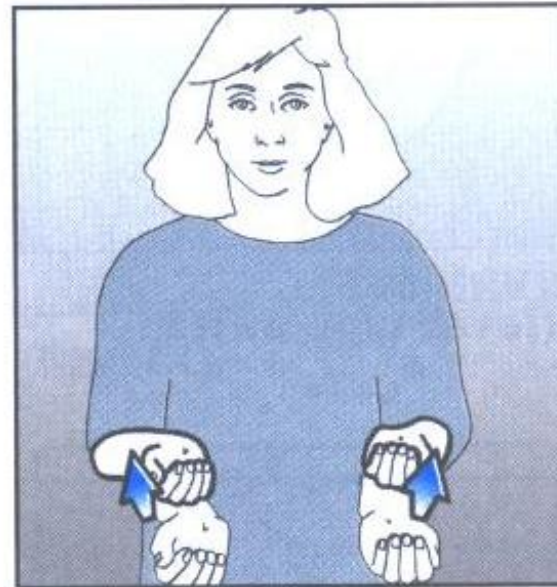
CLOSE-DOOR



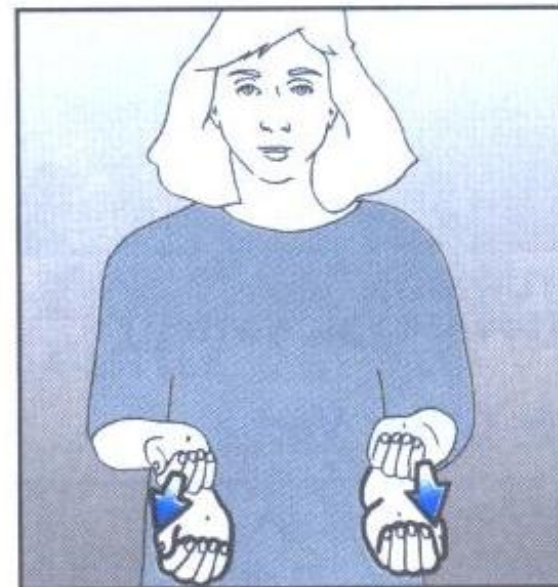
OPEN-WINDOW



CLOSE-WINDOW



OPEN-DRAWER



CLOSE-DRAWER



OPEN-BOOK



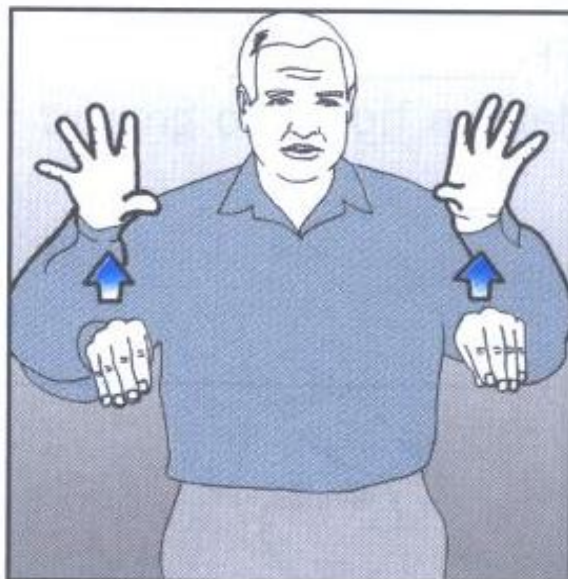
CLOSE-BOOK



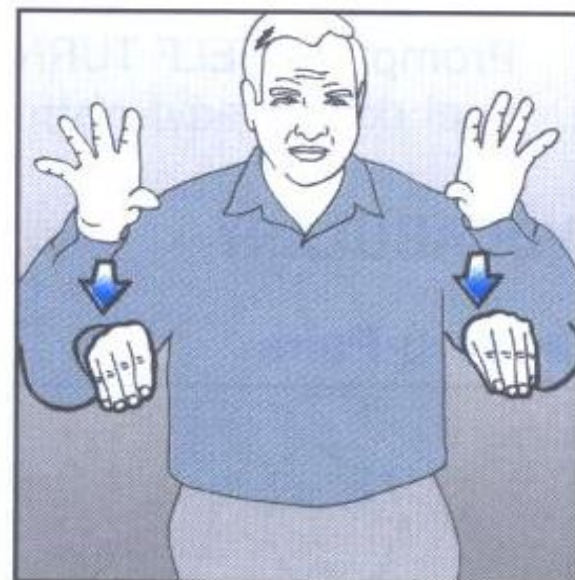
**TURN-ON
(knob-type switch)**



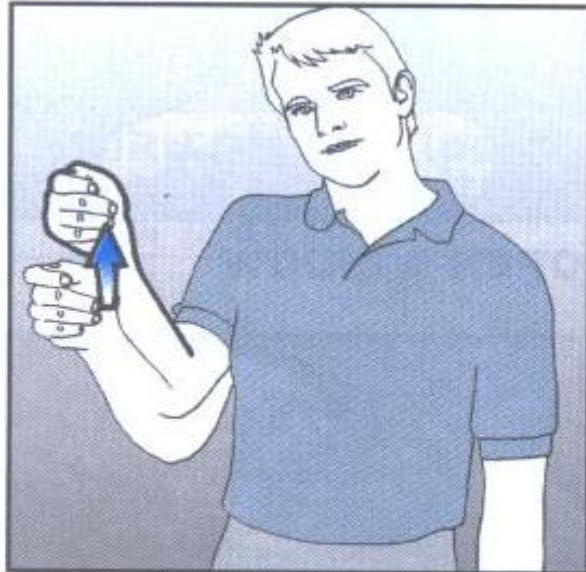
**TURN-OFF
(knob-type switch)**



TURN-ON (light)



TURN-OFF (light)



**TURN-ON
(lever-type switch)**



**TURN-OFF
(lever-type switch)**

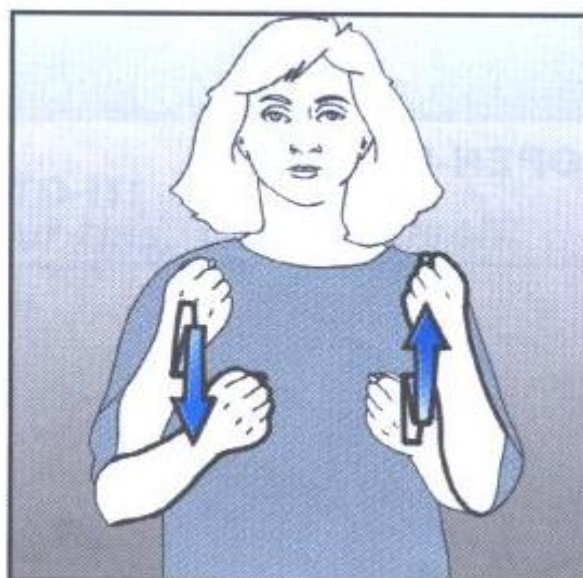


**TURN-ON/OFF (push-
button type switch)**


▶ **Other Verbs**



WRITE



DRIVE



RIDE-BICYCLE

NOUN-VERB PAIRS

With noun-verb pairs, what is the parameter difference?

- Nouns are signed repeated and smaller.
- Verbs are signed once and larger.

► Nouns



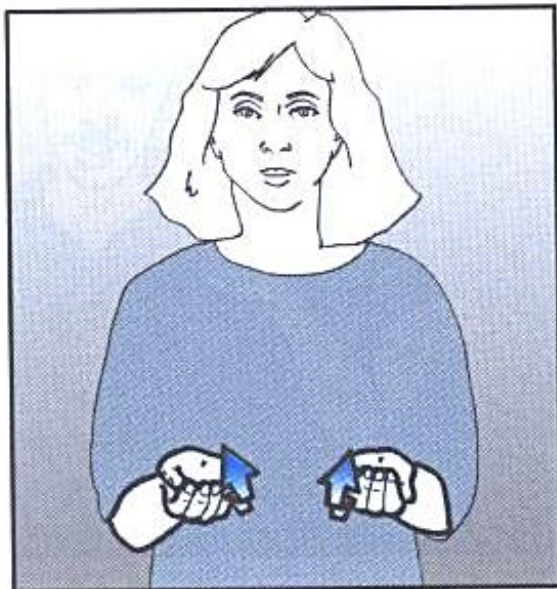
CHAIR



DOOR



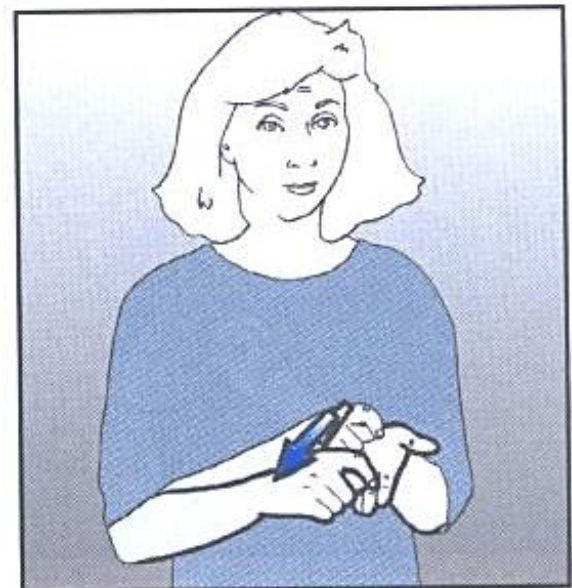
WINDOW



DRAWER



BOOK



PENCIL, pen

► Other Vocabulary



CAR, automobile



BICYCLE



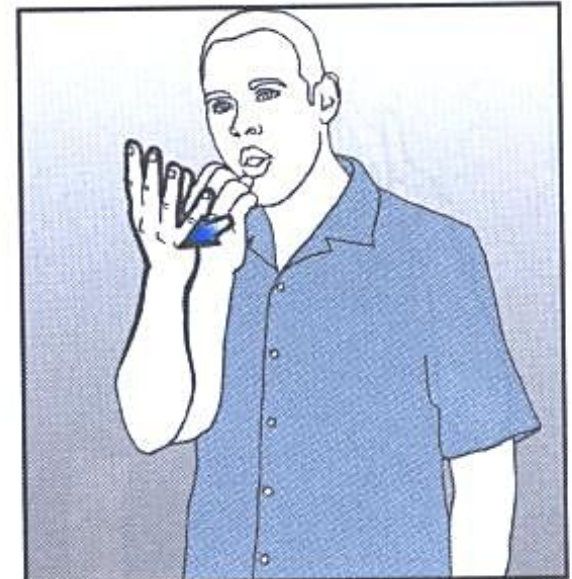
A-LITTLE



HOT



COLD



WARM



COOL



STAND-UP, get up



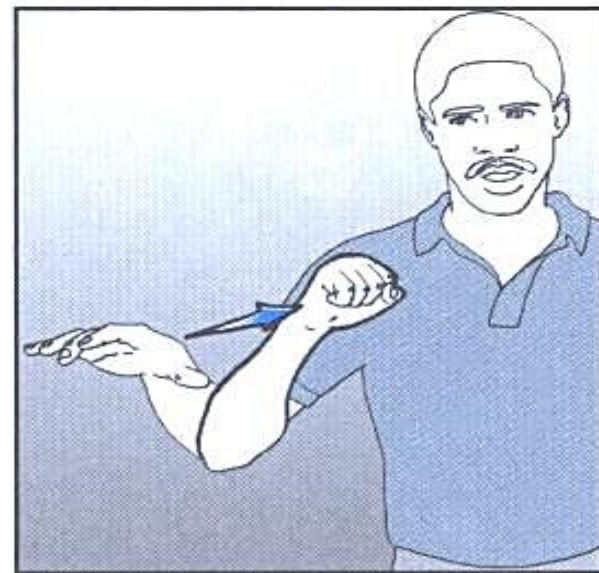
GO-AHEAD, go on, proceed



START, begin, initiate, originate



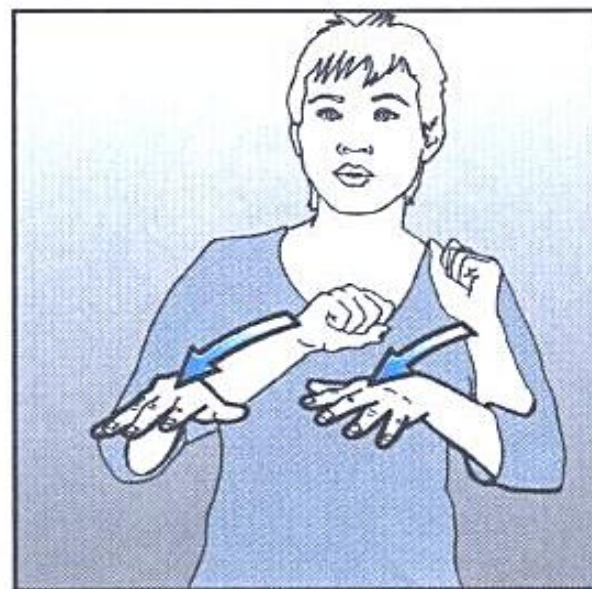
DON'T-MIND, don't care



TAKE




GARBAGE



THROW-OUT, throw away



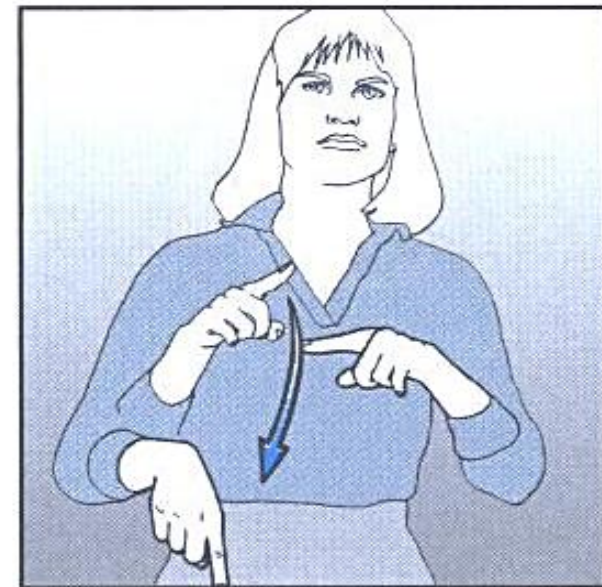
OWE-ME



FOR



READ



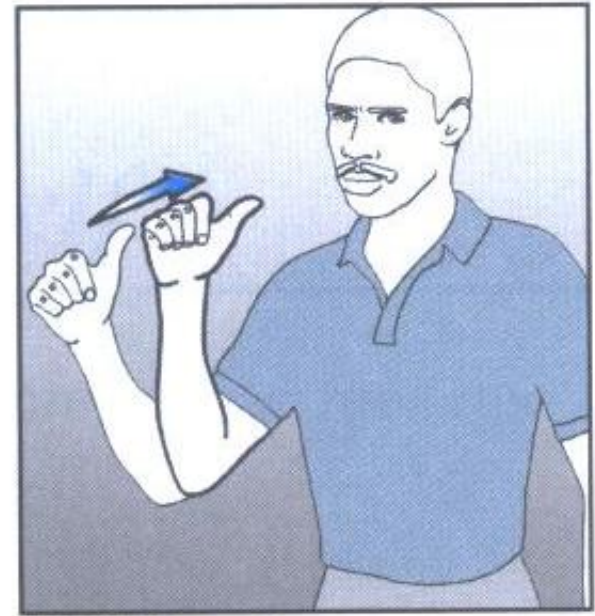
CAN'T



ANSWER, respond



SELF



WON'T, refuse

More practice sentences!

1. Will you throw out the garbage?
2. Is it okay if I take some paper.
3. Thanks a lot! Do you mind doing one more thing.
4. He refuses to read the book for himself!
5. Please proceed.
6. Stand up , go shut the door and open the window please.

GETTING ATTENTION

What are some methods that the Deaf use to get someone's attention?

Flash lights on and off

handwave

Stomp feet

Shoulder tap

Tap on table

Which ones would you use in what situations?

In a big conference room?

At home eating dinner with a family member?

In a meeting with other Deaf people?

Getting Attention

- *In public* Deaf people use QUIET ways to gain attention so they do not disturb hearing people. (And don't overdo the handwaving – Deaf people find that annoying!)
- *At home* Deaf people may use noisier methods to gain attention...sharp raps on a table...stomping on the floor...